



District Report Card: 2017


State: Manipur	District: Imphal West
Class: 3	Subject: Language
Schools: 42	Students: 303


Participation/Coverage


Students

GENDER 	Boys		Girls	
	Number	%	Number	%
	125	41.25	178	58.75

AREA 	Rural		Urban	
	Number	%	Number	%
	195	64.36	108	35.64

CATEGORY 	SC		ST		OBC		GEN	
	Number	%	Number	%	Number	%	Number	%
	11	3.63	3	0.99	236	77.89	53	17.49

CWSN 	LD	VI	HI	S&LD	ID	Oth
	1	0	0	2	6	0

Management 	Government		Government-aided	
	Number	%	Number	%
	288	95.05	15	4.95

Average Performance of Students in Language (%)

Overall	Gender		Area		Management		Social Group			
	Male	Female	Rural	Urban	Govt.	Aided	SC	ST	OBC	GEN
62.24	60.37	63.56	62.77	61.30	61.57	75.11	36.36	46.67	65.34	54.72

Performance on Learning Outcomes (LOs)

Learning Outcomes	Description	Average Performance(%)
L304	Reads small texts with comprehension i.e., identifies main ideas, details, sequence and draws conclusions	60.63
L312	Reads printed scripts on the classroom walls: poems, posters, charts etc.	65.48

Range of Performance of Students who Answered Correctly							
Below 30%		30% - 50%		50% - 75%		Above 75%	
Number	%	Number	%	Number	%	Number	%
35	11.55	65	21.45	98	32.34	105	34.65

Lowest Performing Learning Outcomes (LOs)

- 1 - Reads small texts with comprehension i.e., identifies main ideas, details, sequence and draws conclusions (60.63)
- 2 - Reads printed scripts on the classroom walls: poems, posters, charts etc. (65.48)